

Sign up for a BEACON ACCOUNT

(School Text and Email Notifications)

1. Go to <https://www.schoolbeacon.com/users/login> website.
2. Register a New Account
3. Select Guardian Angels Central Catholic
4. Fill in all information as the example below.
(It's important to include an email address should the text message not go through. Most times this is an issue with your cell phone company. It doesn't happen very often though.)






The screenshot shows the registration page for School Beacon. At the top left is the School Beacon logo, and at the top right is the Guardian Angels Central Catholic logo. Below the logos is a yellow banner with the text "Guardian Angels Central Catholic". Underneath the banner, there is a link for "Questions? Contact Kate Hagemann - 402-372-5326 - khagemann@gaccbluejays.org". The main registration form is titled "New Subscriber" and includes a checkbox for "I certify that I am at least 13 years old." The form has several input fields: "First Name" (filled with "Joe"), "Last Name" (filled with "Smith"), "Username" (filled with "jsmith"), "Password" (filled with "*****"), and "Confirm Password" (filled with "*****"). To the right of these fields is a box containing instructions: "* The school Beacon system will send you messages from your school. If you want email, enter your email address. If you want text messages, enter your mobile number. If you want both, enter both." Below this box are input fields for "Email" (filled with "jsmith@gmail.com"), "Mobile phone for text message" (filled with "402-381-1234"), and "ex. 402-555-1212". Below the form is a checkbox for "GACC Patrons" and a "Review" button. At the bottom, there is a note: "Note: After you click 'Review', you will be able to review your account information and come back to make any changes if needed."

→ I highly recommend that you add an email address. Once in a great while, a few parents do not get the text message. It's mostly due to an issue with your cell phone company provider. If you add an email address, then you have a second method of getting the communication.

5. Once all information is filled in, click Review.

6. You will be required to verify your data and enter a captcha code.

		Guardian Angels Central Catholic			Guardian Angels Central Catholic
*Required					
New Subscriber <input checked="" type="checkbox"/> I certify that I am at least 13 years old.					
First Name	Joe	* You have selected to receive messages via the following method(s) :			
Last Name	Smith	Email address	jsmith@gmail.com		
User Name	jsmith	Mobile phone	402-381-1234		
Password	hello123	Please Note: This School Beacon message system provided to your school courtesy of F&M Bank.			
Type characters you see in this picture. Image : Try a different image 					
<i>Please send me messages from the all the groups I check</i>					
<input checked="" type="checkbox"/> GACC Patrons					
Back to change				<input type="submit" value="Submit"/>	

7. Your account is set up and you should start receiving beacons. If 3 days go by and you haven't received a beacon, please call school for assistance.